

2.6.2(3) Evaluation of CO-PO  
attainment of Pharm.D

# Geethanjali College of Pharmacy

Accredited by NAAC A+ Grade, NBA (B.Pharmacy)  
 Approved by AICTE, PCI New Delhi, Permanently Affiliated to JNTUH,  
 HI/BI of MSME, ISO 9001:2015 Certified,  
 Recognized by DSIR-SIRO, Under Section 2(f), 12(B) of UGC Act 1956, AMC of PvPI,  
 Cheeryal (V), Keesara (M), Medchal Dist., Telangana State- 501301.


## CO-PO ATTAINMENT REPORT

**Table 1: CO-PO CORRELATION MATRIX OF ALL COURSES**

### PHARM.D

### REGULATION R08 / BATCH (2018-2024)

PROGRAMME: PHARM.D														
S. N O	Year/ Sem	Course Name	Course Code	CO-PO Correlation value										
				PO 1	PO 2	PO 3	PO 4	PO 5	PO 6	PO 7	PO 8	PO 9	PO 10	PO 11
1	I	Human Anatomy and Physiology	PD.C1 1	2.7	-	3	2.9	-	2.7	2.7	-	3	3	3
2	I	Pharmaceutics	PD.C1 2	3	3	3	3	3	3	3	3	3	3	3
3	I	Medicinal Biochemistry	PD.C1 3	3	2	2	2	2	3	3	2	2	2	3
4	I	Pharmaceutical Organic Chemistry	PD.C1 4	3	1	3	3	1	3	3	1	3	3	3
5	I	Pharmaceutical Inorganic Chemistry	PD.C1 5	3	1	3	3	1	3	3	1	3	3	3
6	I	Remedial Mathematics	PD.C1 6	-	-	3	2	-	-	-	-	3	-	3
7	I	Remedial Biology	PD.C1 7	3	-	3	2	-	3	3	-	2	2	3
8	I	Human Anatomy and Physiology Lab	PD.C1 8	2.7	-	3	2.7	-	2.7	2.7	-	3	3	3
9	I	Pharmaceutics Lab	PD.C1 9	3	3	3	3	3	3	3	3	3	3	3
10	I	Medicinal Biochemistry Lab	PD.C1 10	3	2	3	2	2	3	3	2	3	3	3
11	I	Pharmaceutical Organic Chemistry Lab	PD.C1 11	3	1	3	3	1	3	3	1	3	3	3
12	I	Pharmaceutical Inorganic Chemistry Lab	PD.C1 12	3	1	3	3	1	3	3	1	3	3	3
13	I	Remedial Biology Lab	PD.C1 13	3	-	3	2	-	3	3	-	3	2	3
14	II	Pathophysiology	PD.C2 1	3	1	3	3	1	3	3	1	3	3	3
15	II	Pharmaceutical Microbiology	PD.C2 2	3	1	3	3	1	3	3	1	3	3	3
16	II	Pharmacognosy & Phytopharmaceuticals	PD.C2 3	3	2	2	1.6	2	3	3	2	2	2	3
17	II	Pharmacology-I	PD.C2 4	3	-	3	2	-	3	3	-	2	2	3
18	II	Community Pharmacy	PD.C2 5	2.8	-	3	3	-	2.8	2.8	-	3	3	2.8
19	II	Pharmacotherapeutics-I	PD.C2 6	3	3	3	3	3	3	3	3	3	3	3
20	II	Pharmaceutical Microbiology Lab	PD.C2 7	3	1	3	3	1	3	3	1	3	3	3



21	II	Pharmacognosy & Phytopharmaceuticals Lab	PD.C2 <sub>8</sub>	2.3	1	2	2	1	2.3	2.3	1	2	2	2
22	II	Pharmacotherapeutic s-I Lab	PD.C2 <sub>9</sub>	3	2.6	2.6	3	3	2.6	2.6	2.6	2.6	3	3
23	III	Pharmacology-II	PD.C3 <sub>1</sub>	3	3	3	3	3	3	3	3	3	3	3
24	III	Pharmaceutical Analysis	PD.C3 <sub>2</sub>	3	-	3	3	-	3	3	-	3	3	3
25	III	Pharmacotherapeutic s-II	PD.C3 <sub>3</sub>	3	3	3	3	3	3	3	3	3	3	3
26	III	Pharmaceutical Jurisprudence	PD.C3 <sub>4</sub>	3	2	3	3	2	3	3	2	3	3	3
27	III	Medicinal Chemistry	PD.C3 <sub>5</sub>	3	1	3	2	1	3	3	2	3	3	3
28	III	Pharmaceutical Formulations	PD.C3 <sub>6</sub>	3	3	3	3	3	3	3	3	3	3	3
29	III	Pharmacology-II Lab	PD.C3 <sub>7</sub>	3	3	3	3	3	3	3	3	3	3	3
30	III	Pharmaceutical Analysis Lab	PD.C3 <sub>8</sub>	3	-	3	3	-	3	3	-	3	3	3
31	III	Pharmacotherapeutic s-II Lab	PD.C3 <sub>9</sub>	2.6	2.6	3	3	2.6	2.6	2.6	2.6	3	3	3
32	III	Medicinal Chemistry Lab	PD.C3 <sub>10</sub>	3	1	3	2	1	3	3	2	3	3	3
33	III	Pharmaceutical Formulations Lab	PD.C3 <sub>11</sub>	2	2	3	3	3	2	2	3	2	3	3
34	IV	Pharmacotherapeutic s-III (Th)	PD.C4 <sub>1</sub>	3	3	3	3	3	3	3	3	3	3	3
35	IV	Hospital Pharmacy (Th)	PD.C4 <sub>2</sub>	3		3	3		2.8			3	3	3
36	IV	Clinical Pharmacy (Th)	PD.C4 <sub>3</sub>	2.5	--	3	3	--	2.5	2.5	--	3	3	2.5
37	IV	Biostatistics & Research Methodology (Th)	PD.C4 <sub>4</sub>	0		3	2					3		3
38	IV	Biopharmaceutics & Pharmacokinetics (Th)	PD.C4 <sub>5</sub>	3	2	3	3	2	3	3	2	3	3	3
39	IV	Clinical Toxicology (Th)	PD.C4 <sub>6</sub>	2.7	-	3	2.5	-	2.7	2.7	-	3	3	3
40	IV	Pharmacotherapeutic s-III (Lab)	PD.C4 <sub>7</sub>	3	2.6	2.6	3	3	2.6	2.6	2.6	2.6	3	3
41	IV	Hospital Pharmacy (Lab)	PD.C4 <sub>8</sub>	2.8		3	3		2.8			3	3	3
42	IV	Clinical Pharmacy (Lab)	PD.C4 <sub>9</sub>	2.8		3	3		2.8	2.8		3	3	3
43	IV	Biopharmaceutics & Pharmacokinetics (Lab)	PD.C4 <sub>10</sub>	3	2	3	2	2	3	3	2	3	3	3
44	V	Clinical Research (Th)	PD.C5 <sub>1</sub>	3	3	3	2.6	3	3	3	3	3	2.6	3
45	V	Pharmacoepidemiology and Pharmacoeconomics (Th)	PD.C5 <sub>2</sub>	2.4	2	3	3	2	2.4	2.4	2	3	3	2.4
46	V	Clinical Pharmacokinetics & Pharmacotherapeutic Drug Monitoring (Th)	PD.C5 <sub>3</sub>	2.7	-	3	2.7	-	2.7	2.7	-	3	3	3
Average CO-PO Correlation				2.82	1.96	2.92	2.70	2.02	2.86	2.87	2.06	2.85	2.85	2.95

HOD/PROGRAMME COORDINATOR

PRINCIPAL


PRINCIPAL

Geethanjali College of Pharmacy  
Cheerla (V), Keesara (M),  
Madhya Pradesh (M.P.) 501 201

## CO-PO ATTAINMENT REPORT

**TABLE 2: AVERAGE COURSE OUTCOMES ATTAINMENT OF ALL COURSES  
PHARM.D  
REGULATION R08 / BATCH (2018-2024)**

PROGRAMME: PHARM.D				
S.NO	Year/ Sem	Course Name	Course Code	Course Outcomes Attainment Level
1	I	Human Anatomy and Physiology	PD.C11	2.7
2	I	Pharmaceutics	PD.C12	2.35
3	I	Medicinal Biochemistry	PD.C13	1.6
4	I	Pharmaceutical Organic Chemistry	PD.C14	0.13
5	I	Pharmaceutical Inorganic Chemistry	PD.C15	0.06
6	I	Remedial Mathematics	PD.C16	0.1
7	I	Remedial Biology	PD.C17	-
8	I	Human Anatomy and Physiology Lab	PD.C18	2.90
9	I	Pharmaceutics Lab	PD.C19	3
10	I	Medicinal Biochemistry Lab	PD.C110	2.6
11	I	Pharmaceutical Organic Chemistry Lab	PD.C111	3
12	I	Pharmaceutical Inorganic Chemistry Lab	PD.C112	2.9
13	I	Remedial Biology Lab	PD.C113	-
14	II	Pathophysiology	PD.C21	2.66
15	II	Pharmaceutical Microbiology	PD.C22	2.56
16	II	Pharmacognosy & Phytopharmaceuticals	PD.C23	2.73
17	II	Pharmacology-I	PD.C24	0.36
18	II	Community Pharmacy	PD.C25	0.3
19	II	Pharmacotherapeutics-I	PD.C26	1.8
20	II	Pharmaceutical Microbiology Lab	PD.C27	3
21	II	Pharmacognosy & Phytopharmaceuticals Lab	PD.C28	2.76
22	II	Pharmacotherapeutics-I Lab	PD.C29	2.88
23	III	Pharmacology-II	PD.C31	3



24	III	Pharmaceutical Analysis	PD.C32	0.6
25	III	Pharmacotherapeutics-II	PD.C33	2.2
26	III	Pharmaceutical Jurisprudence	PD.C34	3
27	III	Medicinal Chemistry	PD.C35	3
28	III	Pharmaceutical Formulations	PD.C36	1.4
29	III	Pharmacology-II Lab	PD.C37	2.12
30	III	Pharmaceutical Analysis Lab	PD.C38	3
31	III	Pharmacotherapeutics-II Lab	PD.C39	3
32	III	Medicinal Chemistry Lab	PD.C310	3
33	III	Pharmaceutical Formulations Lab	PD.C311	3
34	IV	Pharmacotherapeutics-III (Th)	PD.C41	2.53
35	IV	Hospital Pharmacy (Th)	PD.C42	2.64
36	IV	Clinical Pharmacy (Th)	PD.C43	2.52
37	IV	Biostatistics & Research Methodology (Th)	PD.C44	2.56
38	IV	Biopharmaceutics & Pharmacokinetics (Th)	PD.C45	3
39	IV	Clinical Toxicology (Th)	PD.C46	2.5
40	IV	Pharmacotherapeutics-III (Lab)	PD.C47	3
41	IV	Hospital Pharmacy (Lab)	PD.C48	2.64
42	IV	Clinical Pharmacy (Lab)	PD.C49	2.92
43	IV	Biopharmaceutics & Pharmacokinetics(Lab)	PD.C410	2.76
44	V	Clinical Research (Th)	PD.C51	2.44
45	V	Pharmacoepidemiology and Pharmacoconomics (Th)	PD.C52	2.48
46	V	Clinical Pharmacokinetics & Pharmacotherapeutic Drug Monitoring (Th)	PD.C53	3

*[Signature]*  
HOD/PROGRAMME COORDINATOR



*[Signature]*  
PRINCIPAL

PRINCIPAL  
Geethanjali College of Pharmacy  
Cheeryal (M), Keesara (M),  
Medchal Dist., (T.S.) 501 301

**Table 3: DIRECT ATTAINMENT OF PROGRAMME OUTCOMES**

**PHARM.D**

**REGULATION R08 / BATCH (2018-2024)**

PROGRAMME: PHARM.D														
S.No.	Course Name	Course Code	Overall CO attainment (A)	(A*B) of courses										
				PO1	PO2	PO3	PO4	PO5	PO6	PO7	PO8	PO9	PO10	PO11
1	Human Anatomy and Physiology	PD.C11	2.7	2.97	-	3.3	3.19	-	2.97	2.97	-	3.3	3.3	3.3
2	Pharmaceutics	PD.C12	2.35	3.3	3.3	3.3	3.3	3.3	3.3	3.3	3.3	3.3	3.3	3.3
3	Medicinal Biochemistry	PD.C13	1.6	7.98	5.32	5.32	5.32	5.32	7.98	7.98	5.32	5.32	5.32	7.98
4	Pharmaceutical Organic Chemistry	PD.C14	0.13	0.6	0.2	0.6	0.6	0.2	0.6	0.6	0.2	0.6	0.6	0.6
5	Pharmaceutical Inorganic Chemistry	PD.C15	0.06	8.79	2.93	8.79	8.79	2.93	8.79	8.79	2.93	8.79	8.79	8.79
6	Remedial Mathematics	PD.C16	0.1	-	-	2.79	1.86	-	-	-	-	2.79	-	2.79
7	Remedial Biology	PD.C17	-	2.4	-	2.4	1.2	-	2.4	2.4	-	1.2	1.2	2.4
8	Human Anatomy and Physiology Lab	PD.C18	2.90	7.83	-	8.7	7.83	-	7.83	7.83	-	8.7	8.7	8.7
9	Pharmaceutics Lab	PD.C19	3	9	9	9	9	9	9	9	9	9	9	9
10	Medicinal Biochemistry Lab	PD.C110	2.6	9	6	9	6	6	9	9	6	9	9	9
11	Pharmaceutical Organic Chemistry Lab	PD.C111	3	7.2	2.4	7.2	7.2	2.4	7.2	7.2	2.4	7.2	7.2	7.2
12	Pharmaceutical Inorganic Chemistry Lab	PD.C112	2.9	9	3	9	9	3	9	9	3	9	9	9
13	Remedial Biology Lab	PD.C113	-	8.4	-	8.4	5.6	-	8.4	8.4	-	8.4	5.6	8.4
14	Pathophysiology	PD.C21	2.66	7.2	2.4	7.2	7.2	2.4	7.2	7.2	2.4	7.2	7.2	7.2
15	Pharmaceutical Microbiology	PD.C22	2.56	7.5	2.5	7.5	7.5	2.5	7.5	7.5	2.5	7.5	7.5	7.5
16	Pharmacognosy & Phytopharmaceuticals	PD.C23	2.73	7.5	5	5	4	5	7.5	7.5	5	5	5	7.5



17	Pharmacology-I	PD.C24	0.36	0.6	-	0.6	0.4	-	0.6	0.6	-	0.4	0.4	0.6
18	Community Pharmacy	PD.C25	0.3	7.2	-	7.8	7.8	-	7.2	7.2	-	7.8	7.8	7.2
19	Pharmacotherapeutics-I	PD.C26	1.8	3.09	3.09	3.09	3.09	3.09	3.09	3.09	3.09	3.09	3.09	3.09
20	Pharmaceutical Microbiology Lab	PD.C27	3	3	9	9	3	9	9	3	9	9	9	9
21	Pharmacognosy & Phytopharmaceuticals Lab	PD.C28	2.76	6.2	2.7	5.4	5.4	2.7	6.2	6.2	2.7	5.4	5.4	5.4
22	Pharmacotherapeutics-I Lab	PD.C29	2.88	9	7.8	7.8	9	9	7.8	7.8	7.8	7.8	9	9
23	Pharmacology-II	PD.C31	3	7.5	7.5	7.5	7.5	7.5	7.5	7.5	7.5	7.5	7.5	7.5
24	Pharmaceutical Analysis	PD.C32	0.6	8.4	-	8.4	8.4	-	8.4	8.4	-	8.4	8.4	8.4
25	Pharmacotherapeutics-II	PD.C33	2.2	7.2	7.2	7.2	7.2	7.2	7.2	7.2	7.2	7.2	7.2	7.2
26	Pharmaceutical Jurisprudence	PD.C34	3	8.4	5.6	8.4	8.4	5.6	8.4	8.4	5.6	8.4	8.4	8.4
27	Medicinal Chemistry	PD.C35	3	3.6	1.2	3.6	2.4	1.2	3.6	3.6	2.4	3.6	3.6	3.6
28	Pharmaceutical Formulations	PD.C36	1.4	8.4	8.4	8.4	8.4	8.4	8.4	8.4	8.4	8.4	8.4	8.4
29	Pharmacology-II Lab	PD.C37	2.12	9	9	9	9	9	9	9	9	9	9	9
30	Pharmaceutical Analysis Lab	PD.C38	3	9	-	9	9	-	9	9	-	9	9	9
31	Pharmacotherapeutics-II Lab	PD.C39	3	7.02	7.02	8.1	8.1	7.02	7.02	7.02	7.02	8.1	8.1	8.1
32	Medicinal Chemistry Lab	PD.C310	3	9	3	9	6	3	9	9	6	9	9	9
33	Pharmaceutical Formulations Lab	PD.C311	3	6	6	9	9	9	6	6	9	6	9	9
34	Pharmacotherapeutics-III (Th)	PD.C41	2.53	7.2	7.2	7.2	7.2	7.2	7.2	7.2	7.2	7.2	7.2	7.2
35	Hospital Pharmacy (Th)	PD.C42	2.64	8.1	-	8.1	8.1	-	7.5	-	-	8.1	8.1	8.1
36	Clinical Pharmacy (Th)	PD.C43	2.52	7.5	-	9	9	-	7.5	7.5	-	9	9	7.5
37	Biostatistics & Research Methodology (Th)	PD.C44	2.56	0	-	8.7	5.8	-	-	-	-	8.7	-	8.7
38	Biopharmaceutics & Pharmacokinetics (Th)	PD.C45	3	9	6	9	9	6	9	9	6	9	9	9
39	Clinical Toxicology (Th)	PD.C46	2.5	8.1	-	9		-	8.1	8.1	-	9	9	9



40	Pharmacotherapeutics-III (Lab)	PE C47	3	7.2	0.9	0.9	7.2	7.2	0.9	0.9	0.9	0.9	7.2	7.2
41	Hospital Pharmacy (Lab)	PE C48	2.64	8.4	-	9	9	-	8.4	-	-	9	9	9
42	Clinical Pharmacy (Lab)	PE C49	2.92	8.4	-	9	9	-	8.4	8.4	-	9	9	9
43	Biopharmaceutics & Pharmacokinetics (Lab)	PE C410	2.76	8.4	5.6	8.4	5.6	5.6	8.4	8.4	5.6	8.4	8.4	8.4
44	Clinical Research (Th)	PE C51	2.44	4.8	4.8	4.8	4.1	4.8	4.8	4.8	4.8	4.8	4.1	4.8
45	Pharmacoepidemiology and Pharmacoeconomics (Th)	PE C52	2.48	5.7	4.8	7.2	7.2	4.8	5.7	5.7	4.8	7.2	7.2	5.7
46	Clinical Pharmacokinetics & Pharmacotherapeutic Drug Monitoring (Th)	PE C53	3	7.2	-	8.1	7.2	-	7.2	7.2	-	8.1	8.1	8.1
	Average of {(A*B) of all courses}			<b>6.23</b>	<b>3.28</b>	<b>6.49</b>	<b>6.11</b>	<b>3.40</b>	<b>6.17</b>	<b>5.85</b>	<b>3.48</b>	<b>6.42</b>	<b>6.34</b>	<b>6.58</b>
	Average correlation values of CO-PO matrix (B) of all courses			2.82	1.96	2.92	2.70	2.02	2.86	2.87	2.06	2.85	2.85	2.95
	<b>DIRECT ATTAINMENT</b>			2.21	1.67	2.23	2.27	1.68	2.15	2.04	1.69	2.25	2.22	2.23
	<b>DIRECT ATTAINMENT (80%)</b>			1.77	1.34	1.78	1.81	1.35	1.72	1.63	1.35	1.80	1.78	1.78

*[Handwritten Signature]*

**HOD/PROGRAMME COORDINATOR**

*[Handwritten Signature]*  
**PRINCIPAL**



**PRINCIPAL**  
Geethanjali College of Pharmacy  
Chaeryal (M), Keesara (M),  
Madhupur Dist., (T.S.) 501 301



**Table 4: INDIRECT ATTAINMENT OF PROGRAMME OUTCOMES OF PHARM.DBATCH (2018-2024)**

PROGRAMME: PHARM.D														
Batch	Total Students	Survey Details	Total No of Surveys	PO1	PO2	PO3	PO4	PO5	PO6	PO7	PO8	PO9	PO10	PO11
2018-24	20	PES	20	3	3	3	3	3	3	3	3	3	3	3
Indirect attainment level				2.90	2.50	2.50	2.60	2.55	2.75	2.50	2.70	2.85	2.65	2.75
2018-24	20	AS	20	3	3	3	3	3	3	3	3	3	3	3
Indirect attainment level				2.75	2.65	2.50	2.75	2.85	2.60	2.50	2.50	2.90	2.55	2.70
2018-24	20	ES	20	3	3	3	3	3	3	3	3	3	3	3
Indirect attainment level				2.65	2.50	2.75	2.75	2.85	2.55	2.75	2.90	2.85	2.75	2.65

HOD/PROGRAMME COORDINATOR



PRINCIPAL

PRINCIPAL  
Geethanjali College of Pharmacy  
Cheerlyal (V), Keesara (M),  
Medchal Dist., (T.S.) 501 301


**Table 5: OVERALL PO ATTAINMENT OF PROGRAMME OUTCOMES OF PHARM.D BATCH (2018-2024)**

PO ATTAINMENT	PO1	PO2	PO3	PO4	PO5	PO6	PO7	PO8	PO9	PO10	PO11
DIRECT ATTAINMENT (80%)	1.77	1.34	1.78	1.81	1.35	1.72	1.63	1.35	1.80	1.78	1.78
PROG EXIT SURVEY (10%)	0.29	0.25	0.25	0.26	0.26	0.28	0.25	0.27	0.29	0.27	0.28
ALUMNI SURVEY (05%)	0.14	0.13	0.13	0.14	0.14	0.13	0.13	0.13	0.15	0.13	0.14
EMPLOYER SURVEY (5%)	0.13	0.13	0.14	0.14	0.14	0.13	0.14	0.15	0.14	0.14	0.13
OVERALL PO ATTAINMENT	2.33	1.85	2.29	2.35	1.89	2.25	2.14	1.89	2.37	2.31	2.32

**NOTE: Overall PO attainment=** (Direct attainment level\*0.8) + (PES attainment level\*0.1+AS attainment level\*0.05+ES attainment level\*0.05)



**HOD/PROGRAMME COORDINATOR**



*Handwritten signature of the Principal*  
**PRINCIPAL**  
**PRINCIPAL**  
 Geethanjali College of Pharmacy  
 Cheerla (V), Keesara (M),  
 Medchal Dist., (T.S.) 501301

Table 6: Evaluation of attainment of Pos of PHARM.D batch (2018-2024)

PO	ELOA	ALOA
PO1	2.6	2.33
PO2	2.6	1.85
PO3	2.6	2.29
PO4	2.6	2.35
PO5	2.6	1.89
PO6	2.6	2.25
PO7	2.6	2.14
PO8	2.6	1.89
PO9	2.6	2.37
PO10	2.6	2.31
PO11	2.6	2.32

Note: Expected level of attainment (ELOA); Actual level of attainment (ALOA)

HOD/PROGRAMME COORDINATOR

PRINCIPAL



PRINCIPAL  
Geethanjali College of Pharmacy  
Cheeryal (V), Keesara (M),  
Medchal Dist., (T.S.) 501 002

# Geethanjali College of Pharmacy

Approved by AICTE, PCI New Delhi, Permanently Affiliated to JNTUH & B. Pharmacy Accredited by NBA  
Recognized Under UGC Section 2F & 12B of UGC Act, 1956, by DSIR-SIRO & HI/BI of MSME,  
Certified by ISO 9001:2015

Cheeryal (V), Keesara (M), Medchal-Malkajgiri Dist., Telangana State- 501301

## CO-PO ATTAINMENT REPORT

**Table 1: CO-PO CORRELATION MATRIX OF ALL COURSES**

### PHARM.D (PB)

### REGULATION R08 / BATCH (2021-2024)

PROGRAMME: PHARM.D (PB)														
S.NO	Year/ Sem	Course Name	Course Code	CO-PO Correlation value										
				PO 1	PO 2	PO 3	PO 4	PO 5	PO 6	PO 7	PO 8	PO 9	PO 10	PO 11
1	I	Pharmacotherapeutics -III (Th)	PD.C41	3	3	3	3	3	3	3	3	3	3	3
2	I	Hospital Pharmacy (Th)	PD.C42	3		3	3		2.8			3	3	3
3	I	Clinical Pharmacy (Th)	PD.C43	2.5	--	6	6	--	2.5	2.5	--	6	6	2.5
4	I	Biostatistics & Research Methodology (Th)	PD.C44	0		3	2					3		3
5	I	Biopharmaceutics & Pharmacokinetics (Th)	PD.C45	3	2	3	3	2	3	3	2	3	3	3
6	I	Clinical Toxicology (Th)	PD.C46	2.7	-	3	2.5	-	2.7	2.7	-	3	3	3
7	I	Pharmacotherapeutics-I&II (Th)	PD.C411	3	3	3	3	3	3	3	3	3	3	3
8	I	Pharmacotherapeutics -III (Lab)	PD.C47	3	2.6	2.6	3	3	2.6	2.6	2.6	2.6	3	2
9	I	Hospital Pharmacy (Lab)	PD.C48	2.8		3	3		2.8			3	3	3
10	I	Clinical Pharmacy (Lab)	PD.C49	2.8	--	3	3	--	2.8	2.8	--	3	3	3
11	I	Biopharmaceutics & Pharmacokinetics(Lab)	PD.C410	3	2	3	2	2	3	3	2	3	3	3
12	I	Pharmacotherapeutics-I&II (Lab)	PD.C412	3	2.6	2.6	3	3	2.6	2.6	2.6	2.6	3	3
13	II	Clinical Research (Th)	PD.C51	3	3	3	2.67	3	3	3	3	3	2.67	3
14	II	Pharmacoepidemiology and Pharmacoeconomics (Th)	PD.C52	2.4	2	5	5	2	2.4	2.4	2	5	5	2.4
15	II	Clinical Pharmacokinetics & Pharmacotherapeutic Drug Monitoring (Th)	PD.C53	2.7	-	3	2.7	-	2.7	2.7	-	3	3	3
<b>Average CO-PO Correlation</b>				<b>2.66</b>	<b>1.35</b>	<b>3.28</b>	<b>3.12</b>	<b>2.63</b>	<b>2.78</b>	<b>2.78</b>	<b>2.53</b>	<b>3.28</b>	<b>3.33</b>	<b>2.93</b>

**HOD/PROGRAMME COORDINATOR**

**PRINCIPAL**

**PRINCIPAL**



Geethanjali College of Pharmacy  
Cheeryal (V), Keesara (M),  
Medchal Dist., (T.S.) 501 301

## CO-PO ATTAINMENT REPORT

**TABLE 2: AVERAGE COURSE OUTCOMES ATTAINMENT OF ALL COURSES  
PHARM.D (PB)  
REGULATION R08 / BATCH (2021-2024)**

PROGRAMME: PHARM.D (PB)				
S.NO	Year/ Sem	Course Name	Course Code	Course Outcomes Attainment Level
1	I	Pharmacotherapeutics-III (Th)	PD.C41	0.4
2	I	Hospital Pharmacy (Th)	PD.C42	2.72
3	I	Clinical Pharmacy (Th)	PD.C43	2.52
4	I	Biostatistics & Research Methodology (Th)	PD.C44	2.63
5	I	Biopharmaceutics & Pharmacokinetics (Th)	PD.C45	1.76
6	I	Clinical Toxicology (Th)	PD.C46	2.53
7	I	Pharmacotherapeutics- I&II (Th)	PD.C411	2.56
8	I	Pharmacotherapeutics-III (Lab)	PD.C47	3
9	I	Hospital Pharmacy (Lab)	PD.C48	3
10	I	Clinical Pharmacy (Lab)	PD.C49	3
11	I	Biopharmaceutics & Pharmacokinetics(Lab)	PD.C410	3
12	I	Pharmacotherapeutics- I&II (Lab)	PD.C412	3
13	II	Clinical Research (Th)	PD.C51	2.4
14	II	Pharmacoepidemiology and Pharmacoconomics (Th)	PD.C52	2.88
15	II	Clinical Pharmacokinetics & Pharmacotherapeutic Drug Monitoring (Th)	PD.C53	3

HOD/PROGRAMME COORDINATOR



PRINCIPAL

**PRINCIPAL**  
Geethanjali College of Pharmacy  
Cheeryal (V), Keesara (M),  
Medchal Dist., (T.S.) 501 301

**Table 3: DIRECT ATTAINMENT OF PROGRAMME OUTCOMES  
PHARM.D (PB)  
REGULATION R08 / BATCH (2021-2024)**

**PROGRAMME: PHARM.D (PB)**

(A\*B) of courses

S.No	Course Name	Course Code	Overall CO attainment (A)	P01	P02	P03	P04	P05	P06	P07	P08	P09	P010	P011
1	Pharmacotherapeutics-III (Th)	PD.C41	0.4	1.20	1.20	1.20	1.20	1.20	1.20	1.20	1.20	1.20	1.20	1.2
2	Hospital Pharmacy (Th)	PD.C42	2.72	8.16	8.16	8.16	8.16	8.16	8.16	8.16	8.16	8.16	8.16	8.1
3	Clinical Pharmacy (Th)	PD.C43	2.52	6.30	6.30	6.30	6.30	6.30	6.30	6.30	6.30	6.30	6.30	6.3
4	Biostatistics & Research Methodology (Th)	PD.C44	2.63	0.00	7.89	5.26	0.00	0.00	0.00	0.00	0.00	7.89	0.00	7.8
5	Biopharmaceutics & Pharmacokinetics (Th)	PD.C45	1.76	5.28	3.52	5.28	5.28	3.52	5.28	5.28	3.52	5.28	5.28	5.2
6	Clinical Toxicology (Th)	PD.C46	2.53	6.83	0.00	7.59	6.33	0.00	6.83	6.83	6.83	0.00	7.59	7.5
7	Pharmacotherapeutics-I&II (Th)	PD.C411	2.56	7.68	7.68	7.68	7.68	7.68	7.68	7.68	7.68	7.68	7.68	7.6
8	Pharmacotherapeutics-III (Lab)	PD.C47	3	9.00	7.80	9.00	9.00	9.00	9.00	9.00	9.00	9.00	9.00	9.0
9	Hospital Pharmacy (Lab)	PD.C48	3	8.40	0.00	9.00	9.00	0.00	8.40	8.40	0.00	9.00	9.00	9.0
10	Clinical Pharmacy (Lab)	PD.C49	3	8.40	0.00	9.00	9.00	0.00	8.40	8.40	0.00	9.00	9.00	9.0
11	Biopharmaceutics & Pharmacokinetics (Lab)	PD.C410	3	9.00	6.00	9.00	6.00	6.00	9.00	9.00	6.00	9.00	9.00	9.0
12	Pharmacotherapeutics-I&II (Lab)	PD.C412	3	9.00	7.80	9.00	7.80	9.00	7.80	7.80	7.80	7.80	7.80	9.0
13	Clinical Research (Th)	PD.C51	2.4	7.20	7.20	7.20	7.20	6.41	7.20	7.20	7.20	7.20	6.41	7.2



14	Pharmacoepidemiology and Pharmacoeconomics (Th)	PD.C52	2.88	6.91	5.76	14.4 0	14.4 0	5.76	6.91	6.91	5.76	14.4 0	14.4 0	6.91
15	Clinical Pharmacokinetics & Pharmacotherapeutic Drug Monitoring (Th)	PD.C53	3	8.10	0.00	9.00	8.10	0.00	8.10	8.10	0.00	9.00	9.00	9.00
	Average of {(A*B) of all courses}			6.76	3.13	8.41	8.00	3.29	6.57	5.50	3.13	8.41	7.99	7.48
	Average correlation values of CO-PO matrix (B) of all courses			2.66	1.35	3.28	3.12	2.63	2.78	2.78	2.53	3.28	3.33	2.93
	<b>DIRECT ATTAINMENT</b>			2.54	2.32	2.56	2.56	1.25	2.36	1.98	1.24	2.56	2.40	2.55
	<b>DIRECT ATTAINMENT (80%)</b>			2.03	1.86	2.05	2.05	1.00	1.89	1.58	0.99	2.05	1.92	2.04

*[Handwritten Signature]*

**HOD/PROGRAMME COORDINATOR**




*[Handwritten Signature]*  
**PRINCIPAL**

**PRINCIPAL**  
Geethanjali College of Pharmacy  
Keeravani (V), Keesara (M),  
Medak Dist., (T.S.) 501 301

Table 4: INDIRECT ATTAINMENT OF PROGRAMME OUTCOMES OF PHARM.D (PB) BATCH (2021-2024)

PROGRAMME: PHARM D (PB)														
Batch	Total Students	Survey Details	Total No of Surveys	PO1	PO2	PO3	PO4	PO5	PO6	PO7	PO8	PO9	PO10	PO11
2021-2024	04	PES	04	3	3	3	3	3	3	3	3	3	3	3
Indirect attainment level				2.75	3.00	2.75	2.50	2.50	3.00	2.75	3.00	2.50	3.00	2.75
2021-2024	01	AS	01	3	3	3	3	3	3	3	3	3	3	3
Indirect attainment level				2.75	2.50	3.00	2.50	3.00	2.75	2.75	2.50	3.00	2.75	2.50
2021-2024	01	ES	01	3	3	3	3	3	3	3	3	3	3	3
Indirect attainment level				2.50	2.75	3.00	2.75	2.75	3.00	2.75	2.75	3.00	2.75	2.75

  
HOD/PROGRAMME COORDINATOR



  
PRINCIPAL

PRINCIPAL  
Geethanjali College of Pharmacy  
Cheeral (M), Keesara (M),  
Medchal Dist., (T.S.) 501 301



**Table 5: OVERALL PO ATTAINMENT OF PROGRAMME OUTCOMES OF PHARM.D (PB) BATCH (2021-2024)**

PO ATTAINMENT	PO1	PO2	PO3	PO4	PO5	PO6	PO7	PO8	PO9	PO10	PO11
DIRECT ATTAINMENT (80%)	2.03	1.86	2.05	2.05	1.00	1.89	1.58	0.99	2.05	1.92	2.04
PROG EXIT SURVEY (10%)	0.28	0.30	0.28	0.25	0.25	0.30	0.28	0.30	0.25	0.30	0.28
EMPLOYER SURVEY (05%)	0.14	0.13	0.15	0.13	0.15	0.14	0.14	0.13	0.15	0.14	0.13
ALUMNI SURVEY (05%)	0.13	0.14	0.15	0.14	0.14	0.15	0.14	0.14	0.15	0.14	0.14
OVERALL PO ATTAINMENT	2.57	2.42	2.63	2.56	1.54	2.48	2.13	1.55	2.60	2.50	2.58

**NOTE: Overall PO attainment= (Direct attainment level\*0.8) + (PES attainment level\*0.1+AS attainment level\*0.05+ES attainment level\*0.05)**

**HOD/PROGRAMME COORDINATOR**



**PRINCIPAL**

**Geethanjali College of Pharmacy  
Cheerlyal (V), Keerthi (M),  
Medchal Dist. (S.) 501 301**

Table 6: Evaluation of attainment of Pos of PHARM.D (PB) BATCH (2021-2024)

PO	ELOA	ALOA
PO1	2.6	2.57
PO2	2.6	2.42
PO3	2.6	2.63
PO4	2.6	2.56
PO5	2.6	1.54
PO6	2.6	2.48
PO7	2.6	2.13
PO8	2.6	1.55
PO9	2.6	2.60
PO10	2.6	2.50
PO11	2.6	2.58

Note: Expected level of attainment (ELOA); Actual level of attainment (ALOA)



HOD/PROGRAMME COORDINATOR



PRINCIPAL



PRINCIPAL  
Geethaniali College of Pharmacy  
Cheeryal (V), Keesara (M),  
Medchal Dist., (T.S.) 501 301